Aluminum 2 axles fork mount | Verstellbarer CNC Aluminium Gabelhalter

Available for HEAE200D | Verfügbar für HEAE200D

Model No. FK2A
Includes | Inhalt:
1 x 2 axles fork mount | 1 x 2 Arme für Halter
2 x M5 Mutual to lock bolt | 2 x M5 Halteschrauben
2 x M5 Mutual to lock nut | 2 x M5 Kontermutter

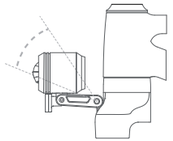

30 degree adjustable | 30 Grad verstellbar

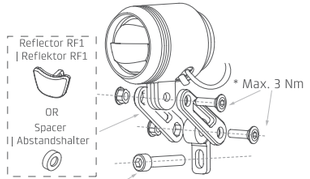

* M6 Bolt for fork (Not included)
| M6 Schraube für Gabel (Nicht im Lieferumfang)

Universal fork mount | Universal Gabelhalter

Available for HEAE200D | Verfügbar für HEAE200D

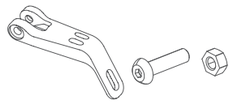

Model No. FKPL
Includes | Inhalt:
1 x Plastic fork mount | 1 x Kunststoff Gabelhalter
1 x M5 20mm bolt | 1 x M5 20mm Schraube
1 x M5 4mm nut | 1 x M5 4mm Mutter

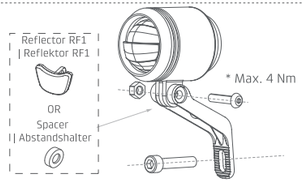

* M6 Bolt for fork (Not included)
| M6 Schraube für Gabel (Nicht im Lieferumfang)

Front fender adapter | Schutzblech-Adapter

Available for HEAE200D | Verfügbar für HEAE200D

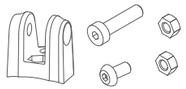

Model no. AP3
Includes | Inhalt:
1 x Front fender adapter | 1 x Schutzblech-Adapter
1 x M5 20mm bolt | 1 x M5 20mm Schraube
1 x M5 8 mm bolt | 1 x M5 8mm Schraube
2 x M5 4mm nut | 2 x M5 4mm Mutter

The Fender is not included in the package.
Please check the compatibility of the fender.
| Das Schutzblech ist nicht im Lieferumfang enthalten.
Bitte prüfen Sie die Kompatibilität des Schutzblechs.

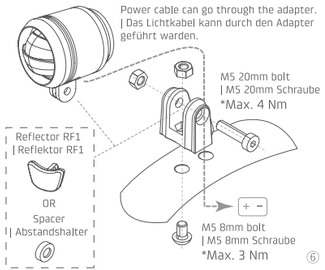

How to install the control switch | Installation des Fernlichtschalters

1. With Switch braket / mount | Mit dem Befestigunsring

Model No. SR222
Includes | Inhalt:
1 x Switch braket / mount : Ø 22.2mm
| 1 x Befestigungsring Ø 22.2mm für schalter
1 x M3 18mm bolt | 1 x M3 18mm Schraube
1 x M3 2.4mm nut | 1 x M3 2.4mm Mutter

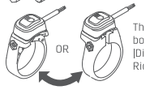

This clamp can be install on both direction.
|Die Klemme kann in beide Richtungen installiert werden.

How to release button:
| Deinstallation des Fernlichtschalters

Step 1 :Take bolt out of ring.
| Schritt 1 : Entfernen der Schraube

Step 2 :Twist button to release.
| Schritt 2 : Zum Entnehmen drehen.

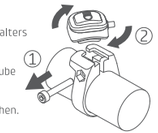

High beam activated: Blue light.
| Fernlicht aktiviert:
Zeichen mit blauem Licht.

Step 1 : Remove other components and insert the clamp from the end.
| Schritt 1 : Entfernen der anderen Komponenten und aufschieben des Befestigungsrings.

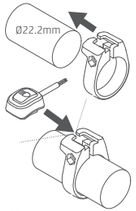

Step 2 : Push the button into clamp from the notch on the side.
| Schritt 2 : Den Schalter von der seitlichen Kerbe in die Klemme drücken.

Step 3 :Assemble the bolt and nut. The postion of bolt and nut can be swithed for intallation need.
| Schritt 3 : Montage der Schraube und Mutter. Die Montagerichtung der Schraube und Mutter kann gewechselt werden.

High beam deactivated :
White sign without light.
| Fernlicht deaktiviert:
Weißes Zeichen ohne Licht

Technical Data | Technische Daten

Model name	AE-200
Model no.	HEAE200D / HEAE200U / HEAE200R / HEAE200L / HEAE200S
Light output | Lichtleistung	High beam (Driving beam) : 600 lumens Low beam (Passing beam) : 500 lumens
Optical technology | Optische Technologie	MTi Plus
Light source | Lichtquelle	LED *4
Input voltage (DC) | Eingangsspannung (DC)	9 ~ 16V
Power consumption | Energieverbrauch	High beam : 13W max. / Low beam : 9.6W
Cable diameter | Kabeldurchmesser	Power : ø 4mm / Switch : ø 2.55mm
Cable length | Kabellänge	Power : 1400mm / Switch : 300mm / 650mm
IP rating | IP Klasse	IP56
Operating temperature (°C) | Temperaturbereich (°C)	-25 ~ +70
Material	Aluminum
Weight (w/o cable) | Gewicht (ohne Kabel)	120g
Dimension (WXHXL) | Maße (BxHxL)	Ø 46 x 59.5 mm
Switch bracket / mount | Befestigunsring	Ø 22.2 mm
Reflector (optional) | Reflektor (optional)	RF1 / RFD
Compliance | Regelkonformität	RoHS / CE / Prop 65
Type of approval | Art der Genehmigung	UNECE R113
Approval number | Genehmigungsnummer	E9 16897

Technical modification reserved.
These headlights have been developed for use on E-Bikes with speeds up to 45 km/h (S-Pedelec).
| Technische Änderungen vorbehalten.
Diese Scheinwerfer sind für E-Bikes bis zu 45 Km/h (S-Pedelec) entwickelt worden.

Caution | VORSICHT

EN
- When mounting the LITEMOVE lights, please use the existing screws and small parts from the package.
- For best high beam performance, at least 13w power supply in nominal 9-16 V is highly recommended. Insufficient power supply (<13W) may result in high beam no function or dim performance. Low voltage (<9V) may result no function or dim performance for both high/low beam modes.
- Please take care to tighten the screws with the right torque shown on each model.
- Never use a high-pressure hose or alcohol-containing fluids to clean. Do not use aggressive cleaning agents (also no alcohol!)
- Prior to every ride, a secure and sturdy connection of the light to its mounting bracket and of the mounting bracket to the bicycle must be checked and ensured.
- Mounting height of the headlight should be at least 400 mm and a maximum of 1200 mm above the ground.
- If an LED has failed, the headlight must be replaced.

DE
- Bei Installation des LITEMOVE Scheinwerfers bitte die der Packung beiliegende Schrauben und Kleinteile verwenden.
- Für eine optimale Fernlichtleistung wird eine Stromversorgung von mindestens 13 W bei einer Nennspannung von 9-16V dringend empfohlen. Eine unzureichende Stromversorgung (<13 W) kann dazu führen, dass das Fernlicht keine Funktion hat oder die Leistung beeinträchtigt wird. Niedrige Spannung (<9V) kann für beide, Fern- & Abblendlicht, keine Funktion oder schwache Leistung ergeben.
- Bitte beachten Sie bei Anzug der Schrauben das richtige Anzugsmoment laut Aufdruck auf dem Produkt.
- Niemals hohen Luftdruck oder alkoholhaltige Flüssigkeiten zur Reinigung verwenden. Keine aggressiven Reiniger verwenden (ebenso keinen Alkohol).
- Stellen sie den Lichtkegel des Scheinwerfers so ein, dass die Mitte des Lichtkegels in 5m halb so hoch ist wie der Scheinwerfer selbst.
- Anbauhöhe des Scheinwerfers sollte mindesten 400 mm und maximal 1200 mm über dem Boden betragen.
- Wenn eine LED ausgefallen ist muss der Scheinwerfer ersetzt werden.

info@lite-move.com
www.lite-move.com

PAP

M-HEAE-0E01-B21011

LITEMOVE

LITEMOVE

AE Headlight Series
| AE Scheinwerfer Serie

User Installation Guide | Bedienungsanleitung

Headlight for speeds up to 45 km/h (S-Pedelec)
| Scheinwerfer bis zu 45 Km/h (S-Pedelec)

7.5 E9 01
16897

EN This headlight is for DC power source 9-16V only.
Do not use it to an AC power source (e.g. a dynamo)!
Connecting over voltage power may cause the lamp to be destroyed!
The headlight comes without switch, switching on and off by the system of the e-bike.

DE Dieser Scheinwerfer ist nur für eine Gleichspannungsstromquelle (DC) 9-16V.
Keine Wechselspannungsquelle (z.B. Dynamo) benutzen!
Anschuss an Überspannung kann zur Zerstörung des Scheinwerfers führen!
Scheinwerfer ohne Lichtschalter. Ein- und Ausschalten durch E-Bike System Bedieneinheit.

Product Overview | Produktübersicht

Model No.
HEAE200D / HEAE200U

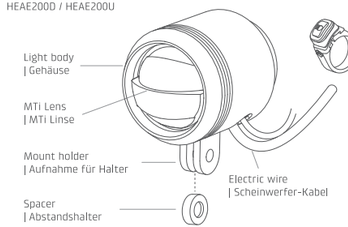

High beam control switch | Fernlichtschalter
Includes | Inhalt:

Part No. CS1 / CS3 : 300mm
Part No. CS2 / CS4 : 650mm

Part No. SR222 :
Switch bracket / mount: Ø 22.2mm
| Befestigungsring Ø 22.2mm
für schalter

Product Includes | Inhalt:
1 x Headlight with electric wires | 1 x Scheinwerfer mit Scheinwerfer-Kabel
1 x Spacer | 1x Abstandshalter
1 x Control switch & Switch bracket / mount | 1 x Fernlichtschalter & Befestigungsring

Model No.
HEAE200R / HEAE200L

* To use with handlebar mount / bracket.
| Zur Verwendung mit Lenkerhalter
(Model no. PHB31850).

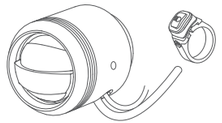

Product Includes | Inhalt:
1 x Headlight with electric wires | 1 x Scheinwerfer mit Scheinwerfer-Kabel
1 x Control switch & Switch bracket / mount | 1 x Fernlichtschalter & Befestigungsring

Accessories | Zubehör

Optional accessories, depending on drive system and mounting position.
| Optionales Zubehör, je nach Antriebssystem und Halterposition.

Handlebar bracket / mount for Ø 31.8 / 35mm | Kunststoff Lenkerhalter Ø 31.8 / 35mm

Model No. PHB31850

1 x Handlebar bracket / mount | 1x Lenkerhalter
1 x spacer | 1 x Abstandshalter
1 x M4 12mm bolt | 1 x M4 12mm Schraube
1 x M4 25mm bolt | 1 x M4 25mm Schraube
2 x 0.5mm pad | 2 x 0.5mm Pad ,2 x 2.5mm pad | 2 x 2.5mm Pad
1 x M4 Washer | 1 x M4 Beilagscheibe ,1 x M4 nut | 1 x M4 Mutter

Handlebar bracket / mount: Ø31.8 & 35mm/ universal | Universeller Kunststoff Lenkerhalter Ø 31.8 / 35mm

Model No. PHBU31850

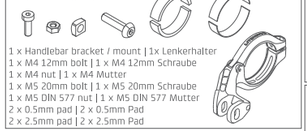

1 x Handlebar bracket / mount | 1x Lenkerhalter
1 x M4 12mm bolt | 1 x M4 12mm Schraube
1 x M4 nut | 1 x M4 Mutter
1 x M5 20mm bolt | 1 x M5 20mm Schraube
1 x M5 DIN 577 nut | 1 x M5 DIN 577 Mutter
2 x 0.5mm pad | 2 x 0.5mm Pad
2 x 2.5mm pad | 2 x 2.5mm Pad

GoPro style mount for BOSCH Intuvia & Nyon (~MY20) display holder | Halter für Bosch Intuvia & Nyon (~MY20)

Model No. G0-B01

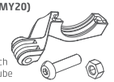

1 x Mount for Bosch | 1 x Halter für Bosch
1 x M5 20mm bolt | 1 x M5 20mm Schraube
1 x M5 4mm nut | 1 x M5 4mm Mutter

Stem (face cap) adapter | Vorbau Adapter , Verlängerung GoPro kompatibel

Model No. AP1

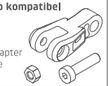

1 x Stem (face cap) adapter | 1 x Vorbau Adapter
1 x M5 20mm bolt | 1 x M5 20mm Schraube
1 x M5 4mm nut | 1 x M5 4mm Mutter

Front fender adapter | Schutzblech-Adapter

Model No. AP3

1 x Front fender adapter | 1 x Schutzblech-Adapter
1 x M5 20mm bolt | 1 x M5 20mm Schraube
1 x M5 8 mm bolt | 1 x M5 8mm Schraube
2 x M5 4mm nut | 2 x M5 4mm Mutter

K-reflector (front) | K-Reflektor vorne

Model No. RF1

1 x Reflector | 1 x Reflektor

Fork mount for SR Suntour NEX-E, NEX, CR8 | Halter für SR Suntour NEX-E, NEX, CR8

Model no. STU-1

Fork mount for SR Suntour NCX-E | Halter für SR Suntour NCX-E

Model no. STU-2

Fork mount for SR Suntour SF20-NEX-E25 | Halter für SR Suntour SF20-NEX-E25

Model no. STU-4

1 x Mount for Suntour | 1x Halter für Suntour
1 x M5 20mm bolt | 1 x M5 20mm Schraube
1 x M5 4mm nut | 1 x M5 4mm Mutter

Fork mount for SR Suntour MOBIE 34/45/25/A32, XCR32, XCM32 | Halter für SR Suntour MOBIE 34/45/25/A32, XCR32, XCM32

Model No. STU-3

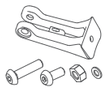

1 x Mount for Suntour | 1x Halter für Suntour
1 x M5 20mm bolt | 1 x M5 20mm Schraube
1 x M5 4mm nut | 1 x M5 4mm Mutter
1 x M5 10mm bolt | 1 x M5 10mm Schraube
1 x M5 Washer | 1 x M5 Beilagscheibe

Fork mount for FOX AWL | Halter für FOX AWL

Model No. STU-5

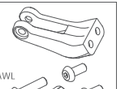

1 x Mount for FOX AWL | 1x Halter für FOX AWL
1 x M5 20mm bolt | 1 x M5 20mm Schraube
1 x M5 4mm nut | 1 x M5 4mm Mutter
2 x M5 10mm bolt | 2 x M5 10mm Schraube

Universal fork mount | Universeller Kunststoff Gabelhalter

Model No. FKPL

1 x Plastic fork mount | 1 x Kunststoff Gabelhalter
1 x M5 20mm bolt | 1 x M5 20mm Schraube
1 x M5 4mm nut | 1 x M5 4mm Mutter

Aluminum 2 axles fork mount | Verstellbarer CNC Aluminium Gabelhalter

Model No. FK2A

1 x 2 axles fork mount | 1x 2 Arme für Halter
2 x M5 Mutual to lock bolt | 2x M5 Halteschrauben
2 x M5 Mutual to lock nut | 2x M5 Kontermutter

K-reflector+ adapter (w/machine screw) | K-Reflektor mit Halterung

Model No. RFD

1 x Reflector | 1 x Reflektor
1 x Reflector adapter | 1 x Reflektor Halterung
1 x M3 6mm Philips bolt
| 1 x M3 6mm Kreuz-schlitzschraube

Installation Guide | Installationsanleitung

Handlebar bracket / mount for Ø 31.8 / 35mm | Kunststoff Lenkerhalter Ø 31.8 / 35mm

Available for HEAE200R / 200L / 200S | Verfügbar für HEAE200R / 200L / 200S

Model No. PHB31850
Includes | Inhalt:
1 x Handlebar bracket / mount | 1x Lenkerhalter
1 x M4 12mm bolt | 1 x M4 12mm Schraube
1 x M4 25mm bolt | 1 x M4 25mm Schraube
1 x spacer | 1 x Abstandshalter
2 x 0.5mm pad | 2 x 0.5mm pad
2 x 2.5mm pad | 2 x 2.5mm pad
1 x M4 Washer | 1 x M4 Beilagscheibe
1 x M4 nut | 1 x M4 Mutter

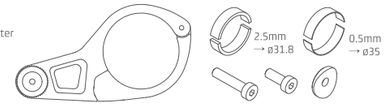

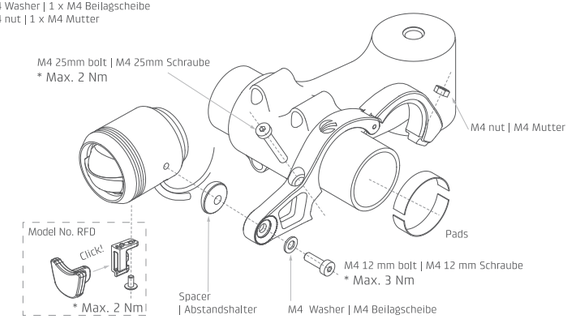

Handlebar bracket / mount: Ø31.8 & 35mm/ universal | Universeller Kunststoff Lenkerhalter Ø 31.8 / 35mm

Available for HEAE200D | Verfügbar für HEAE200D

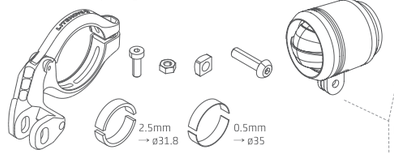

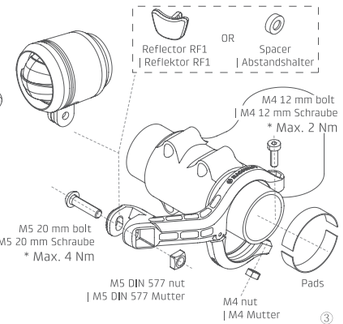

Model No. PHBU31850
Includes | Inhalt:
1 x Handlebar bracket / mount | 1x Lenkerhalter
1 x M4 12mm bolt | 1 x M4 12mm Schraube
1 x M4 nut | 1 x M4 Mutter
1 x M5 20mm bolt | 1 x M5 20mm Schraube
1 x M5 DIN 577 nut | 1 x M5 DIN 577 Mutter
2 x 0.5mm pad | 2 x 0.5mm Pad
2 x 2.5mm pad | 2 x 2.5mm Pad

GoPro style mount for BOSCH Intuvia & Nyon (~MY20) display holder | Halter für Bosch Intuvia & Nyon (~MY20)

Available for HEAE200U | Verfügbar für HEAE200U

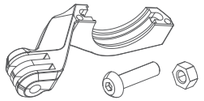

Model No. G0-B01
Includes | Inhalt:
1 x Mount for Bosch | 1 x Halter für Bosch
1 x M5 20mm bolt | 1 x M5 20mm Schraube
1 x M5 4mm nut | 1 x M5 4mm Mutter

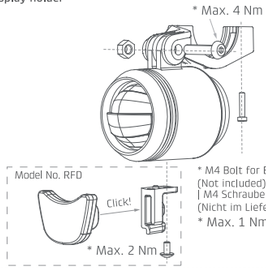

Stem (face cap) adapter | Vorbau Adapter , Verlängerung GoPro kompatibel

Available for HEAE200D | Verfügbar für HEAE200D

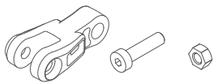

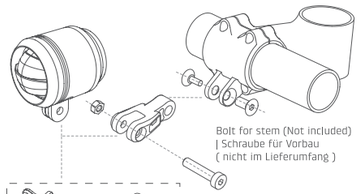

Model no. AP1
Includes | Inhalt:
1 x Stem (face cap) adapter | 1 x Vorbau Adapter
1 x M5 20mm bolt | 1 x M5 20mm Schraube
1 x M5 4mm nut | 1 x M5 4mm Mutter

Mount on stem | Am Vorbau

Available for HEAE200U | Verfügbar für HEAE200U

The stem is not included in the package.
Please check the compatibility of the stem.
| Der Vorbau ist nicht im Lieferumfang.
Bitte überprüfen Sie die Komptabilität des Vorbaus.

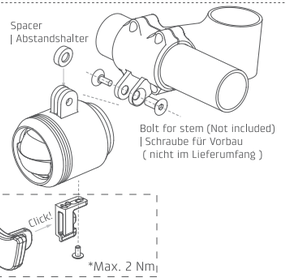

Fork mount for SR Suntour NEX-E, NEX, CR8 | Halter für SR Suntour NEX-E, NEX, CR8
Fork mount for SR Suntour NCX-E | Halter für SR Suntour NCX-E
Fork mount for SR Suntour SF20-NEX-E25| Halter für SR Suntour SF20-NEX-E25

Available for HEAE200D | Verfügbar für HEAE200D

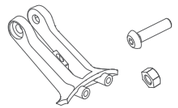

Model No. STU-1/ STU-2/ STU-4
Includes | Inhalt:
1 x Mount for Suntour | 1x Halter für Suntour
1 x M5 20mm bolt | 1 x M5 20mm Schraube
1 x M5 4mm nut | 1 x M5 4mm Mutter

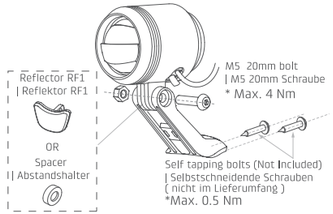

Fork mount for SR Suntour MOBIE 34/45/25/A32, XCR32, XCM32 | Halter für SR Suntour MOBIE 34/45/25/A32, XCR32, XCM32

Available for HEAE200D | Verfügbar für HEAE200D

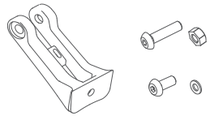

Model No. STU-3
Includes | Inhalt:
1 x Mount for Suntour | 1 x Halter für Suntour
1 x M5 20mm bolt | 1 x M5 20mm Schraube
1 x M5 4mm nut | 1 x M5 4mm Mutter
1 x M5 10mm bolt | 1 x M5 10mm Schraube
1 x M5 Washer | 1 x M5 Beilagscheibe

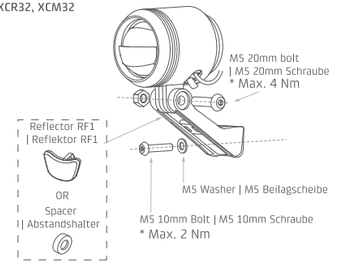

Fork mount for FOX AWL | Halter für FOX AWL

Available for HEAE200D | Verfügbar für HEAE200D

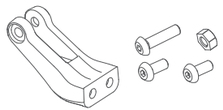
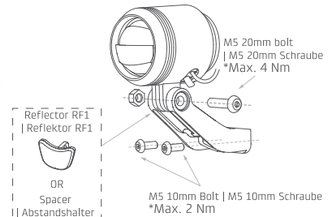
Model No. STU-5
Includes | Inhalt:
1 x Mount for FOX AWL | 1x Halter für FOX AWL
1 x M5 20mm bolt | 1 x M5 20mm Schraube
1 x M5 4mm nut | 1 x M5 4mm Mutter
2 x M5 10mm bolt | 2 x M5 10mm Schraube